

Erika

Nest Function

This dual motion sleeper function features a two section bed, allowing you to sit, sleep, or both at once.



Stock Options

Upholstery & Legs



Grade A
Luna 29
Fabric



Grade A
Luna 33
Fabric



Walnut
Leg 126/9
W 1.5 x H 3.5



Pair it with Sloped

Choose a recliner to add additional non-sleeper seats to your home.

Configurations

Shown above as ERIK-CNT-LUNA/29-126/9-WA

Queen Sleeper Loveseat

Available with any selection of Stock Options.


Full XL Sleeper Loveseat

Available with any selection of Stock Options.

Cot Sleeper Chair

Available with any selection of Stock Options.

+ ADD-ON



Decoration Cushion

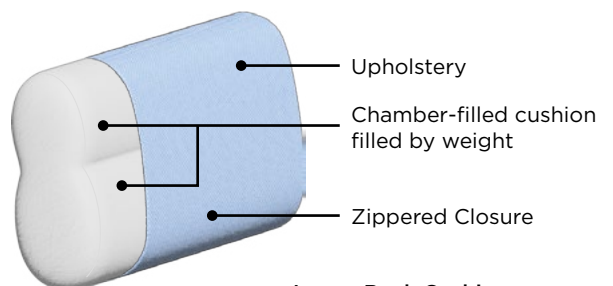
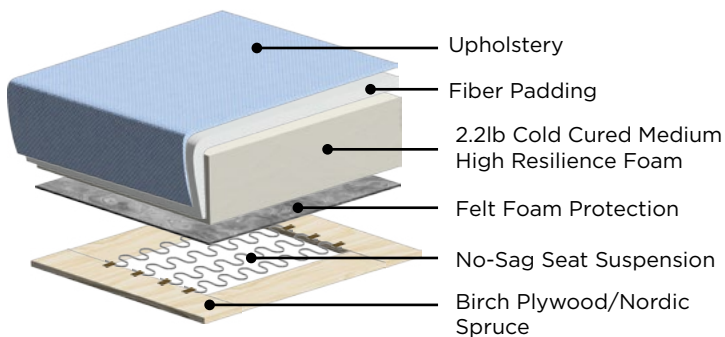
Add style and comfort with our Decoration Cushions, mix or match upholstery.



Mattress Protector

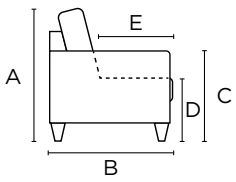
A Mattress Protector adds a layer of comfort to your sleeper, for both the body and the mind.

Frame & Comfort Construction



Loose Back Cushions

Explore more at www.luonto.com



General Measures*

A 32.75 B 39.75 C 25.5

D 17.25 E 21.75

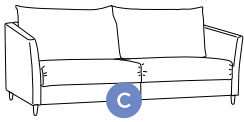
Mattress Thickness 5

Total Depth Open 84.75

Made To Order Modules

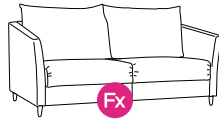
Reference the below modules to select and configure a custom order. Remember to build from left to right. Always select two arms, the rest is up to you.

Leg Requirements : 126/9, 234/9



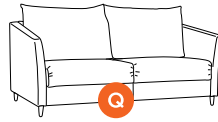
ERIK-DNT
Sofa Sleeper

W 83.75
King 76x80




ERIK-CNT
Max Loveseat Sleeper

W 70.75
Queen 60x80



ERIK-BNT
Loveseat Sleeper

W 63.5
Full XL 55x80



ERIK-ANT
Chair Sleeper

W 38.25
Cot 30x80